




## To change code: (with safe door open)

Press and hold Key [0] until double signal. The light remains on during the following actions.

- Enter old code (double signal)
- Enter new code (double signal) and repeat new code (double signal)

1-2-3-4-5-6  
↓  
x-x-x-x-x-x

CHANGE CODE - CODE ÄNDERN - CODE MODIFICATION  
CODIFICHI CAMBIARE - CIFRE CAMBIAR



In case of entry errors (long signal), the old code remains valid.

## To delete the secondary code:


Press and hold Key [3] until double signal.. The light remains on during the following action.

- Enter main code.

The secondary code is deleted.



DELETE SECOND USER - ZWEITEN BENUTZER LÖSCHEN  
SUPPRIMER DEUXIEME UTILISATEUR - CANCELLI IL SECONDO UTENTE  
SUPRIMA A SECUNDO USUARIO

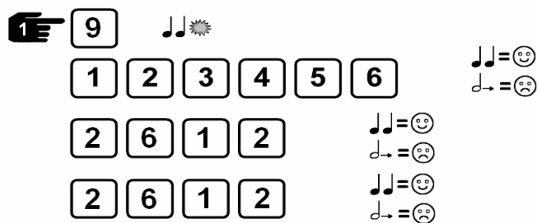


## To program time delay (max. 99 min) and open window (max. 19 min)

1. Press and hold [9] until double signal. The light remains during the following action.
2. Enter main code (double beep if valid)
3. Enter time delay and open window two digits values (double beep)  
i.e. if you want to program 26 minutes delay and 12 minutes open window, enter: "2612"
4. Enter time delay and open window two digits values again to confirm (double beep if valid operation)

**Attention:** If you try to change values during time delay, the time delay value may only be increased. Smaller values will be ignored. To decrease time delay value, enter function #9 during open window

TO PROGRAM TIME DELAY AND OPEN WINDOW VALUES



## Current supply / battery change:

Alpha1 & Alpha2

EuroClass

EuroLine & EuroLine Modular

A series of signals indicates that the battery is weak and must be replaced. Use only **9V ALKALINE - batteries!** The battery compartment is located at the bottom of the entry unit.



For Entry Units ST40•xx and EC10•xx: The battery compartment is located inside the safe. In case the battery is drained completely, uncover the power terminals in the front of the Entry Unit and power with fresh battery. (see fig. on page 1) Keep battery pressed against the terminals until lock is completely open.



### Post & Visiting address

Regulatorvägen 19  
SE-141 49 Huddinge  
VAT No: SE 556325-5149

### Telephone:

46 (0)8 746 06 30

### Fax:

46 (0)778 31 00

### E-mail:

info@kggroup.se

### Website:

www.kggroup.se