

MotorDrive

EM25-20 MotorDrive Electronic DeadBolt Lock

USER INSTRUCTIONS

Software: BAS
Lock Model: EM25-20



Suggested Entry Units

Alpha1	Alpha2	EuroClass
EuroLine	EuroLine Modular	Bravo

Facts about EM25-20

The lock operates with a numeric six-digit code or a word with 6 letters. A secondary code can be added. Each key press is confirmed with an audio and light signal.

After entry of a valid code a double signal follows. An invalid entry is followed by a long signal. After 10 seconds without entry, an already started code entry is cancelled.

Four (4) consecutive invalid codes initiates five minutes time penalty. Wait 5 minutes and try again. Two more consecutive invalid codes will restart additional 5 minutes penalty period

To open the lock:

Enter code (factory code = 1-2-3-4-5-6), unlock door and open. If not opened within 3 seconds, the lock secures automatically. If code entry failed on first attempt wait 20 seconds before re-entering. Three long beeps indicate the lock bolt is jammed. Release the handle and re-enter code.



OPEN - ÖFFNEN - OUVERTURE - APERTURA



Locking:

Close door and turn handle fully to closing position. The lock is secured. Control blocking status by trying to turn handle back.

Manipulation protection:

Entry of four consecutive invalid codes – keypad is blocked for 5 minutes. During this period, the light flashes every 10 seconds and any key press causes a long signal. After expiration, entry of two more invalid codes , restarts the 5 minute blocking period.

Safety reference:

All codes are to be securely stored. Do not use personal data (i.e. Birthdays, telephone numbers etc.) as the code. Change the factory code before you start using the safe!

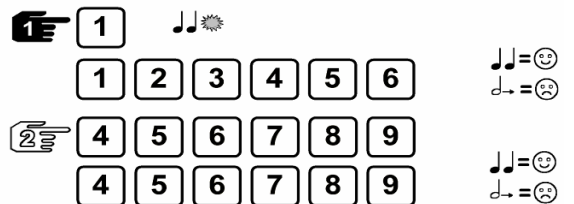
To activate the second opening code:

Press and hold Key [1] until double signal. The light remains on during the following actions.

- Enter main code.
- Enter Secondary code twice (Double signal after each)



ADD SECOND USER - ZWEITEN BENUTZER ZUFÜGEN
AJOUTER DEUXIÈME UTILISATEUR - AGGIUNGA IL SECONDO UTENTE
AGREGUE A SEGUNDO USUARIO

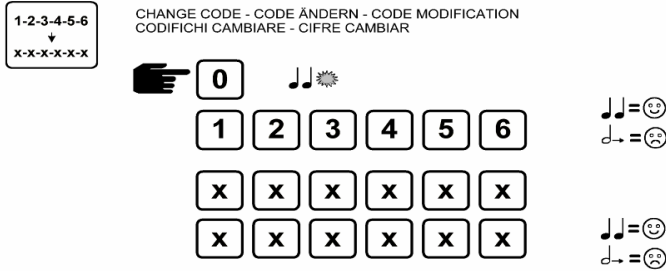


(The secondary code can be changed like the main code. With the main code, the secondary code can be deleted. The main code cannot be deleted.)

To change code: (with safe door open)

Press and hold Key [0] until double signal. The light remains on during the following actions.

- Enter old code (double signal)
- Enter new code (double signal) and repeat new code (double signal)

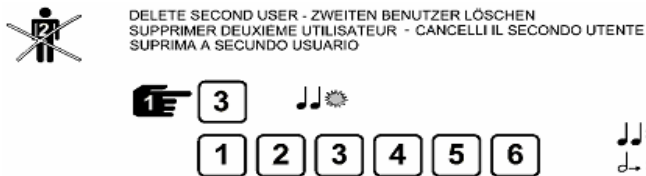


In case of entry errors (long signal), the old code remains valid.

To delete the secondary code:

Press and hold Key [3] until double signal.. The light remains on during the following action.

- Enter main code.
- The secondary code is deleted.



Current supply / battery change:

A series of signals indicates that the battery is weak and must be replaced. Use only **9V ALKALINE** - batteries! The battery compartment is located at the bottom of the entry unit.

Alpha1 & Alpha2

EuroClass

EuroLine & EuroLine Modular



For Entry Units ST40•xx and EC10•xx: The battery compartment is located inside the safe. In case the battery is drained completely, uncover the power terminals in the front of the Entry Unit and power with fresh battery. (see fig. on page 1) Keep battery pressed against the terminals until lock is completely open.



KG
GROUP

Post & Visiting address
Regulatorvägen 19
SE-141 49 Huddinge
VAT No :SE 556325-5149

Telephone:
+46 (0)8 746 06 30
E-mail:
info@kggroup.se

Fax:
+46 (0)778 31 00
Web:
www.kggroup.se