


# DirectDrive

## EM15-20/TD DirectDrive Electronic DeadBolt Lock w/ Time Delay

### USER INSTRUCTIONS

**Software: BAS+**  
**EM15-20/TD**



#### Suggested Entry Units

Alpha1	Alpha2	EuroClass
EuroLine	EuroLine Modular	Bravo

#### Facts about EM15-20/TD

The lock operates with a numeric six-digit code or a word with 6 letters. A secondary code can be added. Each key press is confirmed with an audio and light signal.

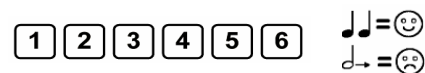
Possibility to program Time Delay (1-99 min.) and Open Period (1- 19 min.)

After entry of a valid code a double signal follows. An invalid entry is followed by a long signal. After 10 seconds without entry, an already started code entry is cancelled.

Four (4) consecutive invalid codes initiates five minutes time penalty. Wait 5 minutes and try again. Two more consecutive invalid codes will restart additional 5 minutes penalty period

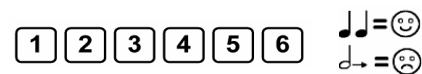
#### To open the lock:

1. Enter valid six-digits code: i.e. 1-2-3-4-5-6 (factory code); (lock signals every time a digit is entered)
2. If code is correct, lock gives a double beep after the code last digit: time delay counting starts (LED flashes every two (2) seconds)
3. When time delay elapse, open window starts counting (lock signals every two (2) seconds)
4. Enter valid six-digits code again
5. If code is correct, lock gives a double beep after last digit of the code
6. Within three (3) seconds turn handle to the open position
7. Pull door open



Time Delay: every 2 seconds

Open Window: every 2 seconds



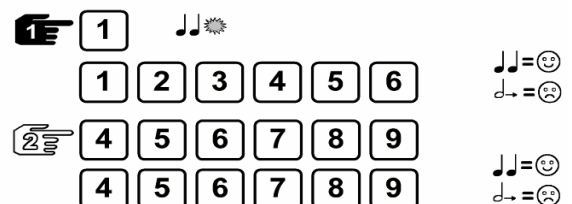
#### To activate the second opening code:

**Press and hold Key [1]** until double signal. The light remains on during the following actions.

- Enter main code.
- Enter Secondary code twice (Double signal after each)



ADD SECOND USER - ZWEITEN BENUTZER ZUFÜGEN  
AJOUTER DEUXIÈME UTILISATEUR - AGGIUNGA IL SECONDO UTENTE  
AGREGUE A SEGUNDO USUARIO



(The secondary code can be changed like the main code. With the main code, the secondary code can be deleted. The main code cannot be deleted.)


## To change code: (with safe door open)

Press and hold Key [0] until double signal. The light remains on during the following actions.

- Enter old code (double signal)
- Enter new code (double signal) and repeat new code (double signal)

1-2-3-4-5-6  
↓  
x-x-x-x-x-x

CHANGE CODE - CODE ÄNDERN - CODE MODIFICATION  
CODIFICHI CAMBIARE - CIFRE CAMBIAR



In case of entry errors (long signal), the old code remains valid.

## To delete the secondary code:

Press and hold Key [3] until double signal.. The light remains on during the following action.

- Enter main code.

The secondary code is deleted.



DELETE SECOND USER - ZWEITEN BENUTZER LÖSCHEN  
SUPPRIMER DEUXIEME UTILISATEUR - CANCELLI IL SECONDO UTENTE  
SUPRIMA A SECUNDO USUARIO



## To program time delay (max. 99 min) and open window (max. 19 min)

1. Press and hold [9] until double signal. The light remains during the following action.

2. Enter main code (double beep if valid)

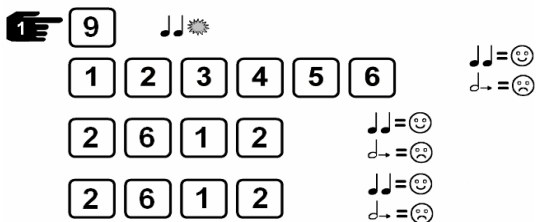
3. Enter time delay and open window two digits values (double beep)

i.e. if you want to program 26 minutes delay and 12 minutes open window, enter: "2612"

4. Enter time delay and open window two digits values again to confirm (double beep if valid operation)

**Attention:** If you try to change values during time delay, the time delay value may only be increased. Smaller values will be ignored. To decrease time delay value, enter function #9 during open window

TO PROGRAM TIME DELAY AND OPEN WINDOW VALUES



## Current supply / battery change:

Alpha1 & Alpha2

EuroClass

EuroLine & EuroLine Modular

A series of signals indicates that the battery is weak and must be replaced. Use only **9V ALKALINE - batteries!** The battery compartment is located at the bottom of the entry unit.



For Entry Units ST40+xx and EC10+xx: The battery compartment is located inside the safe. In case the battery is drained completely, uncover the power terminals in the front of the Entry Unit and power with fresh battery. (see fig. on page 1) Keep battery pressed against the terminals until lock is completely open.



### Post & Visiting address

Regulatorvägen 19  
SE-141 49 Huddinge

VAT No: SE 556325-5149

### Telephone:

46 (0)8 776 06 30

### Fax:

46 (0)778 31 00

### E-mail:

info@kggroup.se

### Website:

www.kggroup.se